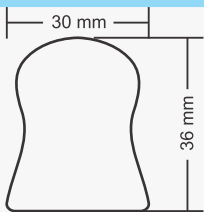


**PRODUCT FEATURES:**

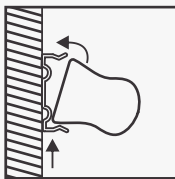
- LED Batten with slim design & decorative end caps
- Lm80 tested high brightness LED technology
- High performance non-yellowing diffuser gives spots-free light
- High efficiency driver with wide voltage range 100-300 VAC
- High PF>0.9, thermal, short circuit, overload & 2.5kV surge protection
- Ip20 protection, suitable for wall mounted applications

**BENEFITS**

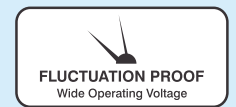
- Modern Design
- Reliable LED's
- No strain to eyes
- No effect of voltage fluctuation
- Robust driver
- Protection from dust & insects



BATTEN SHAPE



EASY INSTALLATION



POWER	POWER FACTOR	INPUT VOLTAGE	DIMENSION	COLOR	LUMENS	PART No.
6W	>0.9	100V - 300V	L = 320 mm W = 30 mm H = 36 mm	6500K	780	EELUBTW6C140
				3000K	660	EELUBTW6W141
12W	>0.9	100V - 300V	L = 605 mm W = 30 mm H = 36 mm	6500K	1560	EELUBTW12C142
				3000K	1320	EELUBTW12W143
20W	>0.9	100V - 300V	L = 1190 mm W = 30 mm H = 36 mm	6500K	2600	EELUBTW20C144
				3000K	2200	EELUBTW20W145
25W	>0.9	100V - 300V	L = 1190mm W = 30 mm H = 36 mm	6500K	3250	EELUBTW25C146
				3000K	2750	EELUBTW25W147
32W	>0.9	100V - 300V	L = 1775 mm W = 30 mm H = 36 mm	6500K	4160	EELUBTW32C148
				3000K	3520	EELUBTW32W149