

SURFACE DOWNLIGHT

BIS
APPROVED
DRIVER

SURGE
PROTECTION
UPTO 2.5 kV

45K
Hours
LIFE EXPECTANCY

2Years
WARRANTY

85%
ENERGY
SAVING

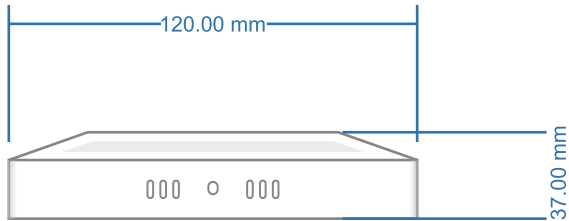
FLUCTUATION PROOF
Wide Operating Voltage

Application :

- Home, Office, Restaurant, Mart, Gallery
- Ceiling Mounting Light

Features:

- All Aluminum Housing
- Driver Mounted on the back panel
- Easy Installation
- Reliable LED's
- No strain to eyes
- High Lumen



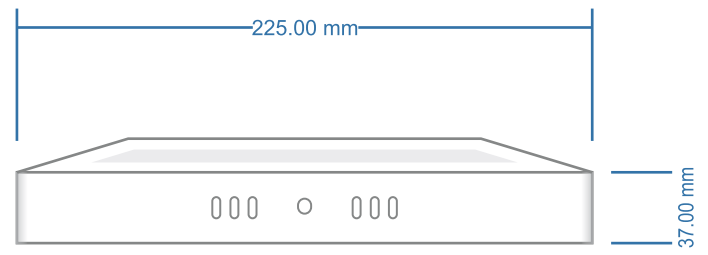
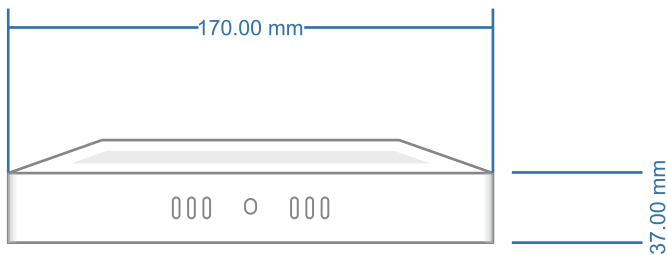
GALAXY-6W



GALAXY-12W



GALAXY-18W



POWER	POWER FACTOR	INPUT VOLTAGE	DIMENSION	COLOR	LUMENS	PART No.
6W	>0.9	100V - 300V	120 x 120 mm	6500K	780	EEGASQW6C107
				3000K	660	EEGASQW6W108
12W	>0.9	100V - 300V	170 x 170 mm	6500K	1560	EEGASQW12C109
				3000K	1320	EEGASQW12W110
18W	>0.9	100V - 300V	225 x 225 mm	6500K	2340	EEGASQW18C111
				3000K	1980	EEGASQW18W112